

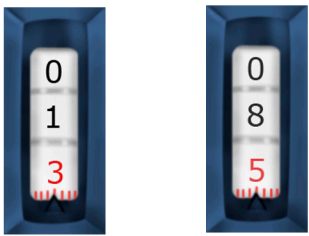
Micropipet Protocol Card - Gilson-Rainin

NEVER crank the micropipets above or below their ranges!!

Range:
0.5-10 μ l



Example
volumes:




1.3 μ l

8.5 μ l

Range:
2-20 μ l



Example
volumes:



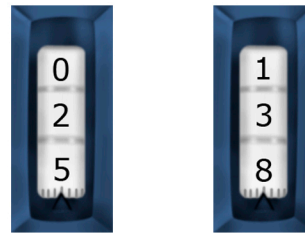
3.0 μ l

17.4 μ l

Range:
20-200 μ l



Example
volumes:



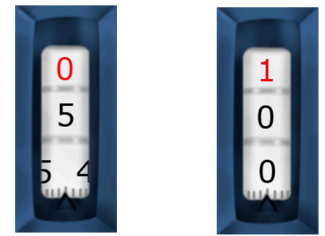
25.0 μ l

138.0 μ l

Range:
200-1000 μ l



Example
volumes:



545 μ l

1000 μ l

The red number indicates decimal on P10 and P20. The P1000 should show a red **1** ONLY when the other numbers are 0 (in other words, set at 1000 μ l).

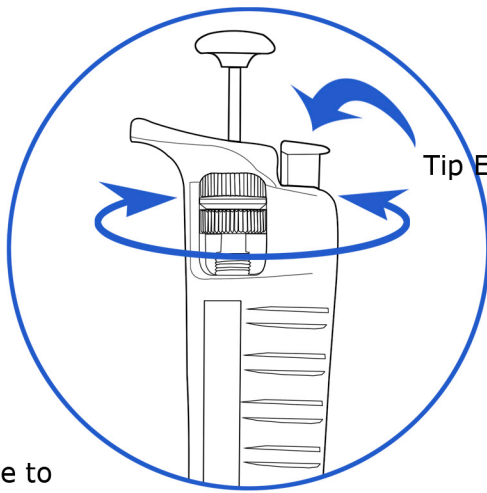
Always hold the micropipette in a **vertical position** when there is fluid in the tip.

Tip Selection Guide



Micropipet Protocol Card - Gilson-Rainin

Set the volume by turning the Black Knob



Tip Ejector Knob

Push down to first stop

Release to draw in sample

Move to new microtube

Push down to first stop

Continue down to second stop

Eject Tip

