



Modeling Amino Acids Using Molymod



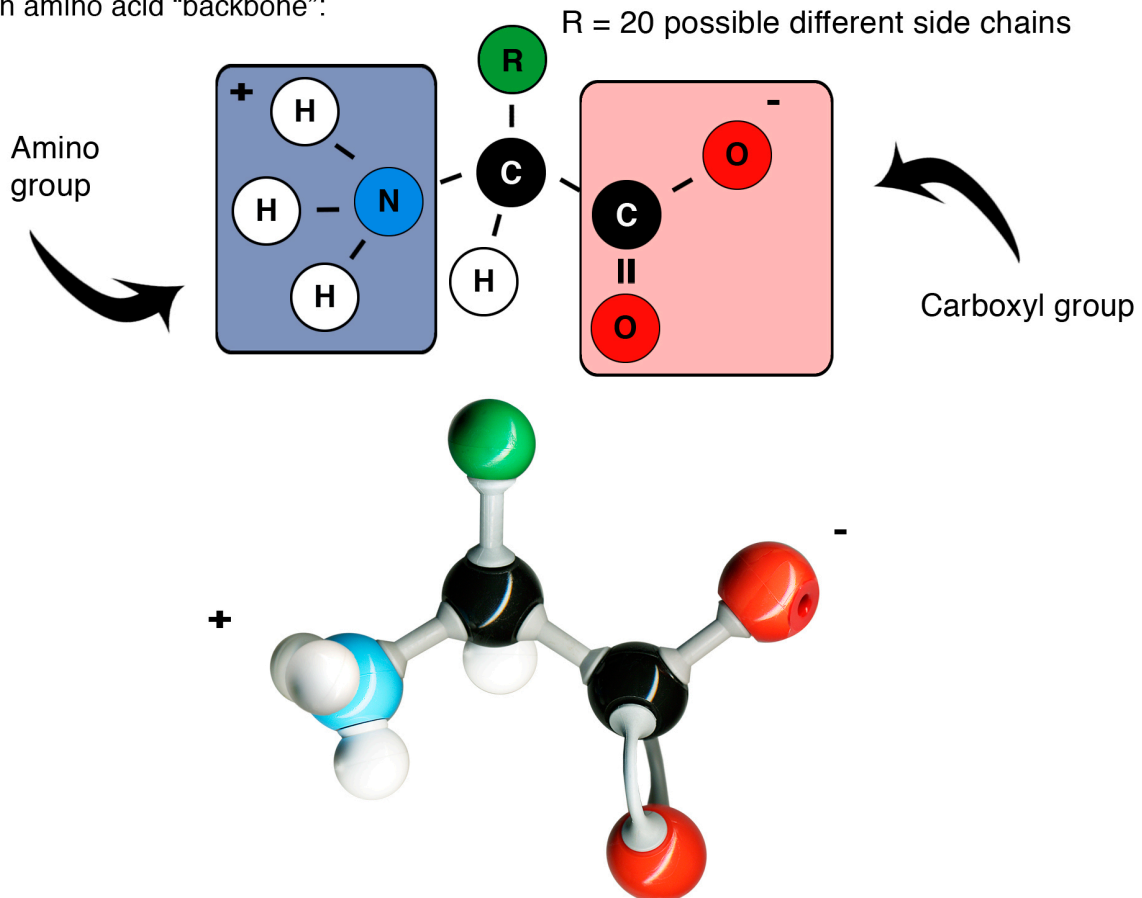
A) Covalent bond between Hydrogen and Carbon, Nitrogen, or Oxygen



B) Creating a carboxyl group



C) Building an amino acid "backbone":



Modeling Amino Acids Using Molymod

Carbon C (black sphere)
Nitrogen N (blue sphere)
Oxygen O (red sphere)
Hydrogen H (white sphere)
R-group sidechains (various colored spheres: green, orange, purple, grey)
Covalent bond (single) (grey rod)
Covalent bond (double) (two grey rods)

